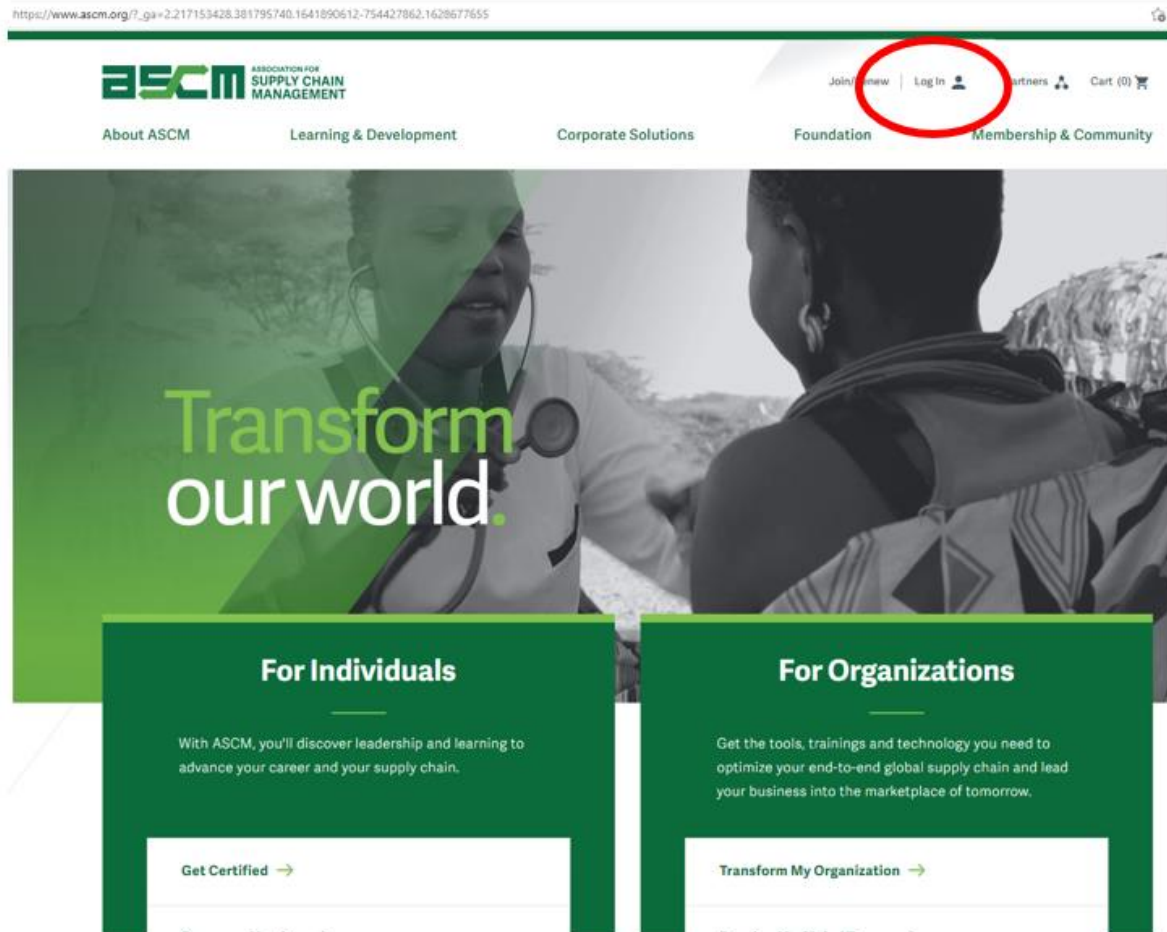


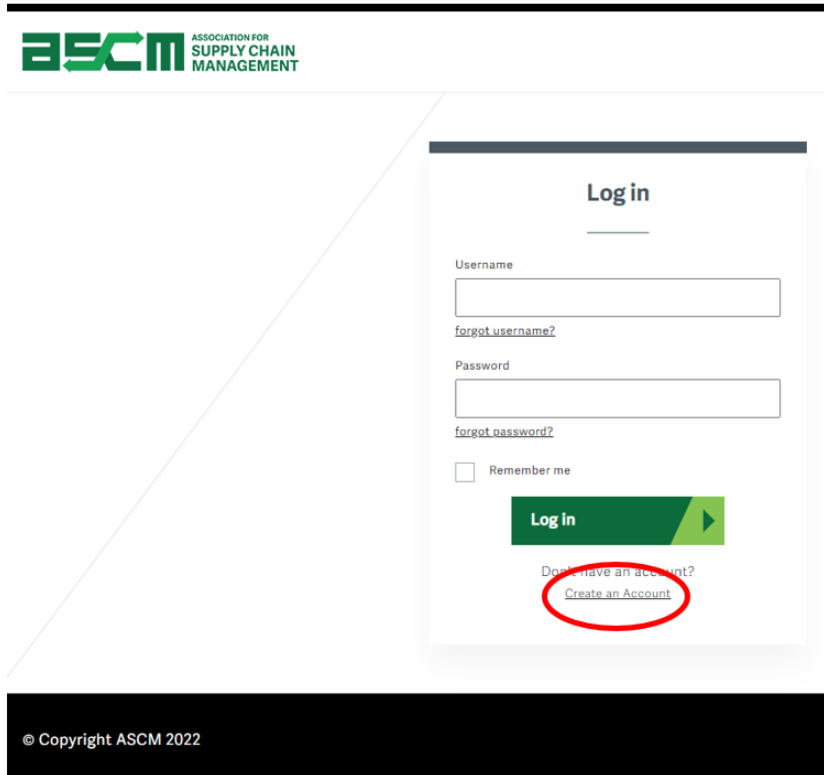
## Creation of your ASCM Account // ASCM ID

### Step-by-step instruction

1. Go to the **ASCM website** <https://www.ascm.org> and select **Log In**.

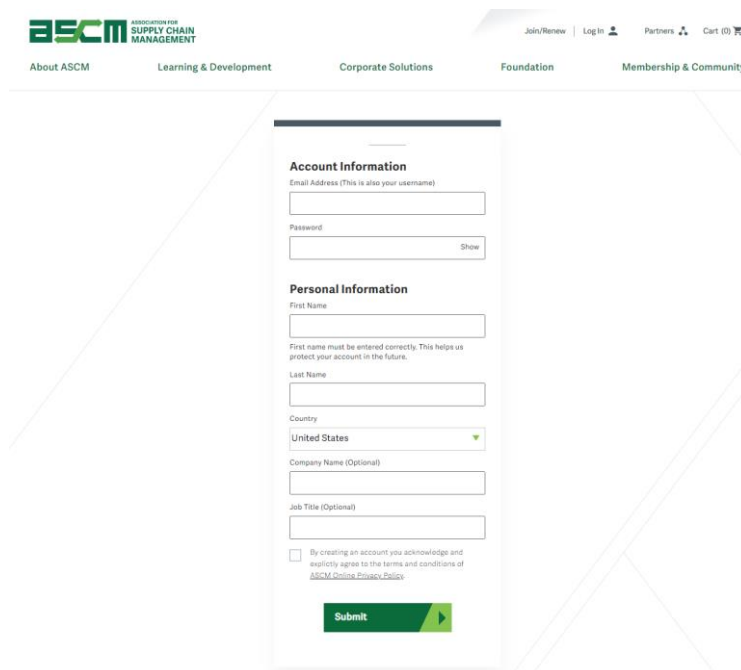


2. Click on **“Create an Account”**.



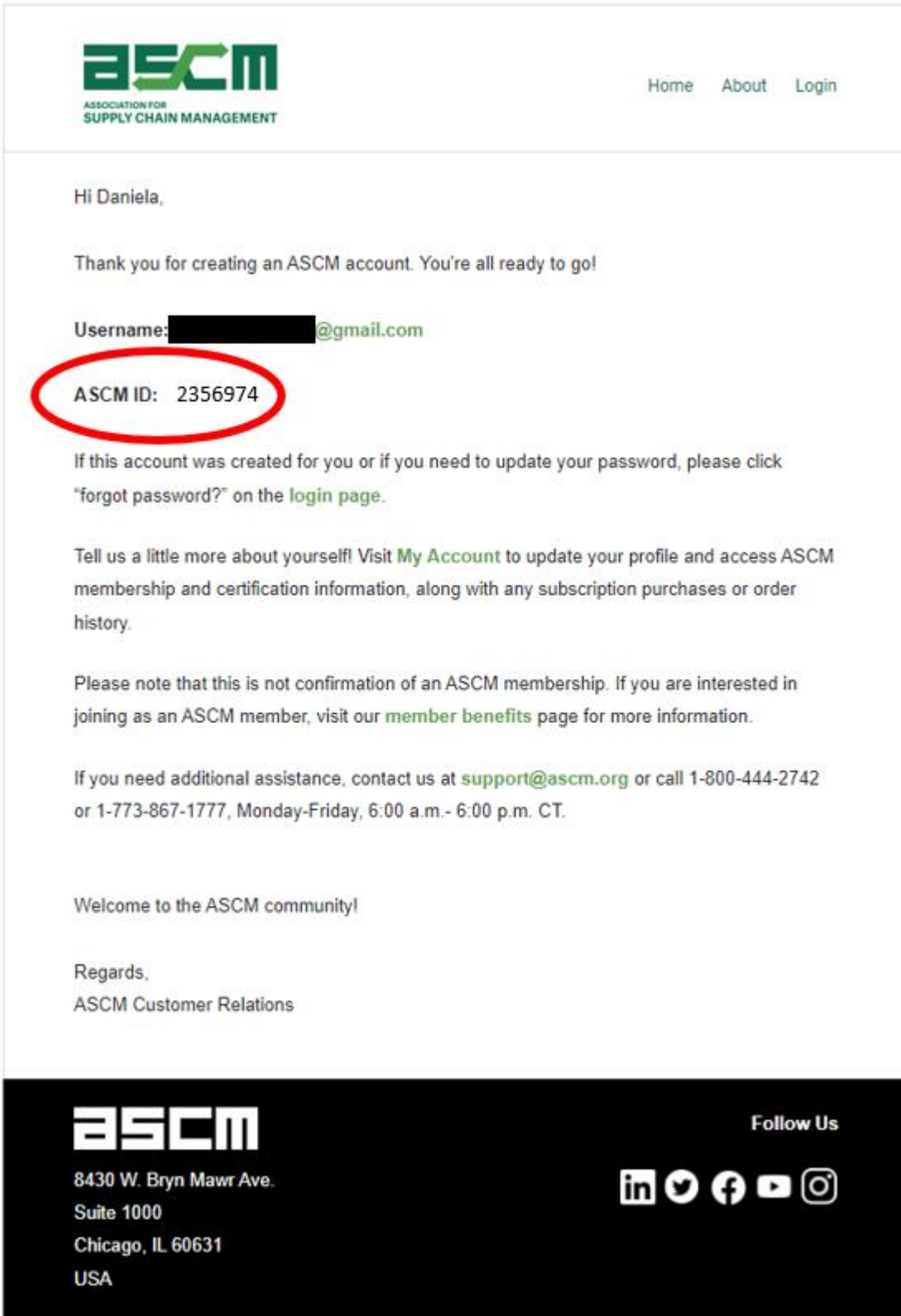
The screenshot shows the ASCM website header with the logo and navigation menu. The main content area features a 'Log in' form with fields for 'Username' and 'Password', each with a 'forgot' link. Below the password field is a 'Remember me' checkbox. A green 'Log in' button is positioned below the form. At the bottom of the form, the text 'Don't have an account?' is followed by a red circle around the 'Create an Account' link. A black footer bar at the bottom contains the text '© Copyright ASCM 2022'.

3. Enter your **email address**, create a **password** and enter your **personal information**, then click **Submit**.



The screenshot shows the ASCM website header with the logo and navigation menu. The main content area features an 'Account Information' form. The form has two sections: 'Account Information' and 'Personal Information'. The 'Account Information' section includes fields for 'Email Address (This is also your username)' and 'Password' (with a 'Show' button). The 'Personal Information' section includes fields for 'First Name', 'Last Name', 'Country' (a dropdown menu set to 'United States'), 'Company Name (Optional)', and 'Job Title (Optional)'. At the bottom of the form is a green 'Submit' button. A checkbox at the bottom of the form indicates that by creating an account, the user agrees to the terms and conditions of the ASCM Privacy Policy.

4. After registration, you will receive a welcome email from ASCM/APICS from **support@ascm.org** which contains your ASCM ID.



The image shows a screenshot of a welcome email from ASCM. The email header includes the ASCM logo (Association for Supply Chain Management) and navigation links for Home, About, and Login. The main body of the email is white with black text. It starts with a greeting 'Hi Daniela,' followed by a thank you message. The username is partially redacted with a black box, followed by '@gmail.com'. The ASCM ID, '2356974', is highlighted with a red circle. Below this, there are instructions on how to update the password and links to the 'My Account' page. A note about membership confirmation and a link to 'member benefits' is also present. Contact information for support is provided at the bottom of the main text. The footer of the email is a black bar containing the ASCM logo, address (8430 W. Bryn Mawr Ave., Suite 1000, Chicago, IL 60631, USA), and social media icons for LinkedIn, Twitter, Facebook, YouTube, and Instagram, with the text 'Follow Us' to the right.

ASCM  
ASSOCIATION FOR  
SUPPLY CHAIN MANAGEMENT

Home About Login

Hi Daniela,

Thank you for creating an ASCM account. You're all ready to go!

Username: [REDACTED]@gmail.com

**ASCM ID: 2356974**

If this account was created for you or if you need to update your password, please click "forgot password?" on the [login page](#).

Tell us a little more about yourself! Visit [My Account](#) to update your profile and access ASCM membership and certification information, along with any subscription purchases or order history.

Please note that this is not confirmation of an ASCM membership. If you are interested in joining as an ASCM member, visit our [member benefits](#) page for more information.

If you need additional assistance, contact us at [support@ascm.org](mailto:support@ascm.org) or call 1-800-444-2742 or 1-773-867-1777, Monday-Friday, 6:00 a.m.- 6:00 p.m. CT.

Welcome to the ASCM community!

Regards,  
ASCM Customer Relations

**ascm**  
8430 W. Bryn Mawr Ave.  
Suite 1000  
Chicago, IL 60631  
USA

Follow Us

[in](#) [t](#) [f](#) [v](#) [i](#)